
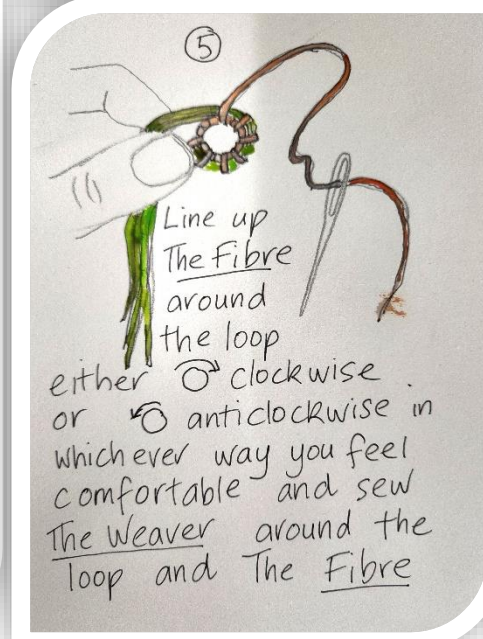


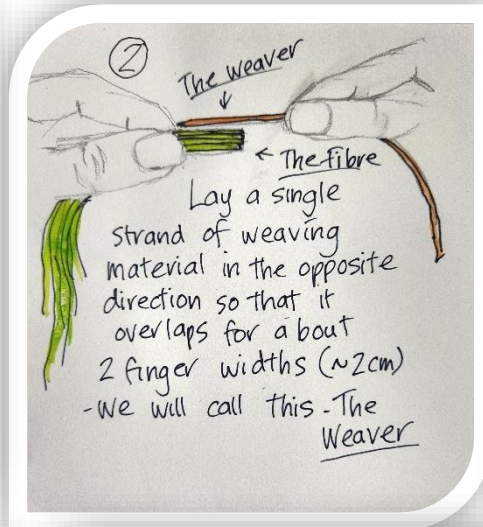



Weaving an earring or pendant with Aunty Flora Warria



- The Fibre can be the number of your choice: the more strands, the thicker.
- Keep on weaving round and round until you have reached your desired size
- If you need to add another strand to either your fibre or your weaver, tuck it in between the end of your fibre and wrap the weaver around twice to secure it.
- To finish off, thread the weaver through the last stitch to make a knot. Do it twice if you want then cut it off



For video instructions and a weaving session with Aunty Flora visit GBK's website www.gbk.org.au. There you will find a link to Aunty Flora's YouTube Channel: **WEAVING AUNTY.**

